

Risk Analysis & Management

UBNetDef SysSec, Spring 2023

Week 12

Lead Presenter: Ray

Learning Objectives

- Understand **analysis** fundamentals
- Familiarize with different models of risk **decomposition**
- Assess data **qualitatively** and **quantitatively**
- Use risk assessment to inform **decision making**
- Develop meaningful and sound **analysis products**

Agenda - Week 11

1. Risk and Analysis Fundamentals

2. Risk Analysis

3. Risk Management

4. Production



Risk and Analysis Fundamentals

Definitions, purpose, and point-of-entry

Who cares about risk?

■ Almost every person

- Ancient and selected for
- You: Register for classes with no guarantees
- Your parents/guardians: You

■ Anywhere you're going next

- Any endeavor that requires **resources**, public or private:
 - Spend money/time to protect from [x]
 - [y] helps, but there are tradeoffs. Do it?
 - [z] is coming. Do we react?

Risk: What is it, and why bother?

- **Risk** - operating SysSec definition:
 - A degree of *exposure* that an objective has to negative outcomes
- Assessing risk well drives informed **decision making**.
 - In-kind, decisions inform risk assessment.
- Risk is a **shared language** between executives and specialists.



Analysis: What is it, and why bother?

- **Analysis** - operating SysSec definition:
 - A *formal or semi-formal process of reasoning and communication*
- **Formality** enables **readability** for analysis recipients.
 - Recipients are commonly referred to as **customers**.
- **Formality** is usually a hassle. When is it beneficial?



**Department of
Motor Vehicles**

Risk Analysis: Where did it come from?

- Formal risk analysis is pre-scientific
 - Not inherently repeatable
 - Subject to human intuition and experience
 - *Well* predates mathematics (born circa 600 B.C.)
- Any guesses?
- Risk analysis weighs **likelihood** against **loss**
 - Decisions are/were often tactical or logistical
 - Applies to warfighting today in near-original form

Degrees of exposure? What are those?

■ Numbers or words

■ **Quantitative**

■ Counted and *never* scored

■ **Qualitative**


■ Scored or normative

■ **Semi-quantitative**

■ Partially counted, but eventually scored



E.g., \$25,000 of risk



E.g., 1,600 lives risked



E.g., 1-Low/Least to 5-High/Most



(See qualitative example)

The risk point-of-entry



- Risk assessments are driven by questions from customers.
 - Assessment implies some measure of uncertainty.
- Good risk questions imply an analysis scope.
- Risk assessments provide answers to risk questions.
 - Question quality and analysis quality determine answer quality.
- Who might customers be? What risk questions or decisions might they face?

Risk perspective

- Where is my analytical position in a system?

- Decided by the analyst job description:

- Subject granularity

- One system? One server room? One corporation? Etc.

- Relevant event timelines

- System interdependencies



Differences in risk perspective

■ Subject granularity

■ Site Manager vs. Corporate Policymaker

■ Corporate CISO vs. Federal Analyst

■ Relevant event timelines

■ Software Engineer vs. Cybersecurity Consultant

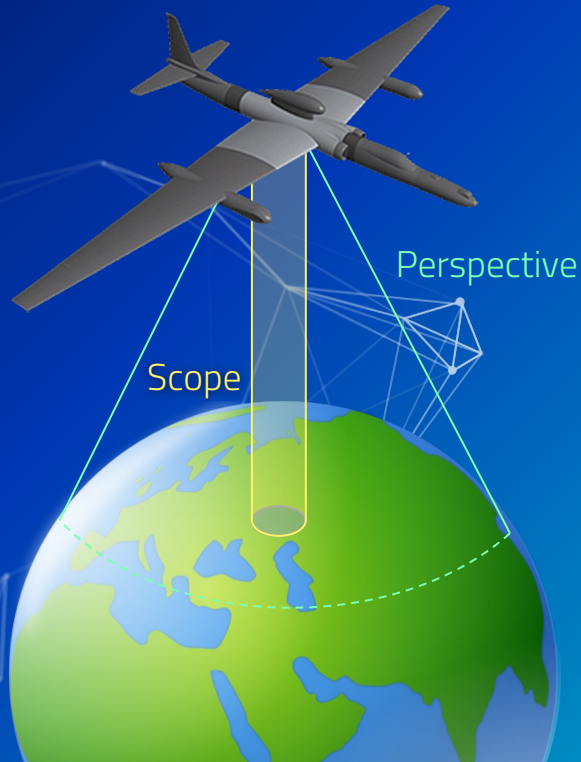
■ System interdependencies

■ Analyst at Cisco (networking) vs. Analyst at Intel (processors)

Risk scope

- Who is my customer and what do they want?
- What can be analyzed versus safely ignored?
- When is information relevant versus not relevant?
- Scope is...
 - Informed by the question or decision posed by a customer
 - Decided by agreement between analysts and customers

Perspective and scope illustrated



Well-defined analysis environment

- Pointed questions and meaningful constraints
- Analysts can offer focused and informative products:
 - **Why** risk reflects a customer's current or forecasted state
 - **How** countermeasures mitigate risk
- Properly assessing **existing risk** is **good**.
- Anticipating **future risk** is **better**.
- Handing customers the 'keys' for **driving decisions** is **best**.

Risk questions



- What perspectives and scope do these risk questions imply?
- What is the U.S. supply chain risk from foreign cyber attack?
- How does implementing Graylog affect our company's risk?
- What Russian tactic is the most catastrophic for Kyiv?

More risk questions



- What perspectives and scope do these risk questions imply?
- Is my company at risk?
- What should our company do about Log4j?
- What are the risks to U.S. critical infrastructure?

Break slide

Please return on time!



Agenda - Week 11

1. Risk and Analysis Fundamentals
- 2. Risk Analysis**
3. Risk Management
4. Production

Risk Analysis

Process, factors, tools, and decomposition

Risk analysis process

- Goal: *Assess* and *communicate* risk relevant to a question
- Generally, analysis consists of:
 - **Compilation**
 - Organize *data* into *products* for *customers*.
 - **Dissemination**
 - Deliver *products* to *customers* and respond to *feedback*.
- What (necessarily) comes before compilation?

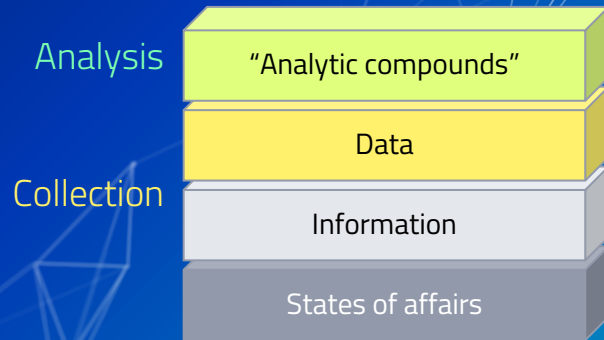
Data vs Information

■ **Information** – operating SysSec definition:

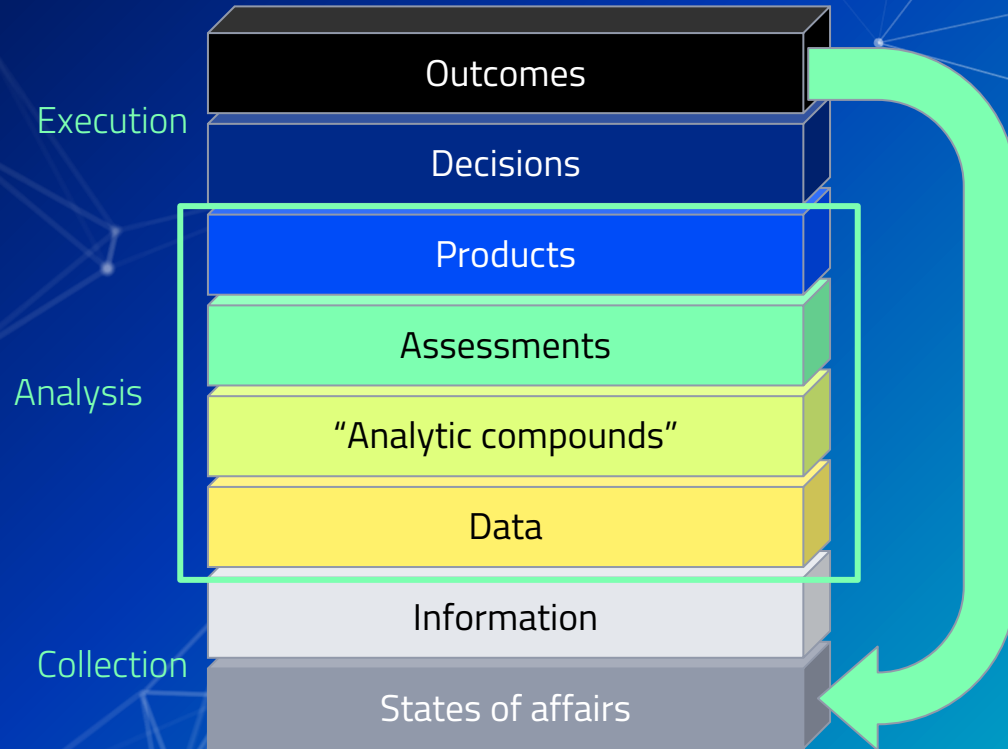
■ Perception of a state of affairs

■ **Data** – operating SysSec definition:

■ Organized information formatted for analysis



The analysis stack



Risk factor decomposition

■ Risk is decomposed into (at least) two composite factors:

■ **Composite**: multi-part (recall network devices)

■ Two-factor model:

□ "A function of Event A 's probability and its consequences"

□ Informal notation: $Risk_A = f(P, C)$

□ Quantitative-formal: $R_A = f(\mathcal{P}(A), C_A)$

Two-factor risk model at work

- (Negative outcome) Event *A*
 - Has a **roughly even** probability of occurring
 - Has **low-impact** consequences
- Event *B*
 - Has an **unlikely** probability of occurring
 - Has **high-impact** consequences
- Your organization has enough resources to address **one** event.
 - Assume the interventions require the same resources.

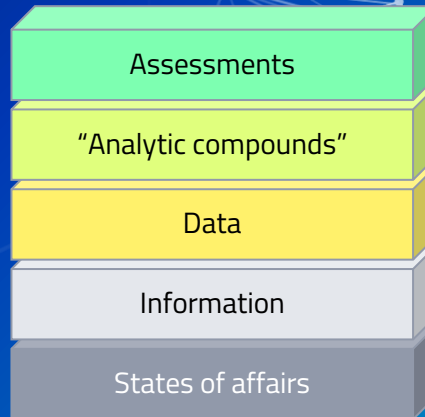
From factors to risk

■ From prior:

■ Risk_A=(**even**, **low**)

■ Risk_B=(**unlikely**, **high**)

■ Assessing risk from risk factors needs a further analysis layer:



From factors to risk


■ From prior:

■ Risk_A=(**even**, **low**)

■ Risk_B=(**unlikely**, **high**)

■ Assessing risk from risk factors needs a further analysis layer:

■ A risk assessment matrix - see this example:

		Consequences		
		Low	Moderate	High
Probability	Likely	Avoid	Risky	
	Even	A Avoid	Avoid	Risky
	Unlikely	Ignore	Notable	B Notable

Risk assessment matrix? Where did that come from?

- Executives provide or work together with analysts to define

- Often complicated (they should be!)

- May include risk management factors within the register

- **Risk Management:** Applied risk analysis

- Often business-facing

- Wikipedia provides [a good example](#) implementation:

Risk register models

Category	Name	RBS ID	Probability	Impact	Mitigation	Contingency	Risk Score after Mitigation	Action By	Action When
Guests	The guests find the party boring	1.1.	low	medium	Invite crazy friends, provide sufficient liquor	Bring out the karaoke	2		within 2hrs
Guests	Drunken brawl	1.2.	medium	low	Don't invite crazy friends, don't provide too much liquor	Call 911	x		Immediately
Nature	Rain	2.1.	low	high	Have the party indoors	Move the party indoors	0		10mins
Nature	Fire	2.2.	highest	highest	Start the party with instructions on what to do in the event of fire	Implement the appropriate response plan	1	Everyone	As per plan
Food	Not enough food	3.1.	high	high	Have a buffet	Order pizza	1		30mins
Food	Food is spoiled	3.2.	high	highest	Store the food in deep freezer	Order pizza	1		30mins

Risk factor decomposition II

■ Recall that risk is decomposed into factors:

■ Three-factor model:

- Still a probability and consequence function
- However, probability is further decomposed into Threat and Vulnerability factors¹
- Informal notation: $\text{Risk}_A = f(T, V, C)$

■ We will leverage the following exercise to explain more:

[1] Threat and vulnerability factors will be defined in the following in-class exercise.

In Class Activity

Qualitative Risk Assessment Part 1

Decomposing the Threat Factor

- The exercise in-class evaluates a **hazard** threat component.
- **Human** threats can be further decomposed:
 - $T = f(\text{Capability}, \text{Intent})$
 - **Capability**: Likelihood of **exploiting** existing vulnerabilities
 - **Intent**: Likelihood of seeking defended **assets**



Data sources: Threats

- Threat information is often considered “Intelligence”
 - Identifies malicious actor category activity
 - E.g., organized crime, hackers, etc.
 - Identifies Advanced Persistent Threat (APT) groups
 - Establishes historic targeting and intent
 - Outlines Tactics, Techniques, and Procedures (TTPs)
- Sources:
 - [MITRE](#), [Dragos](#), [IBM X-Force](#)

Top initial access vectors 2022

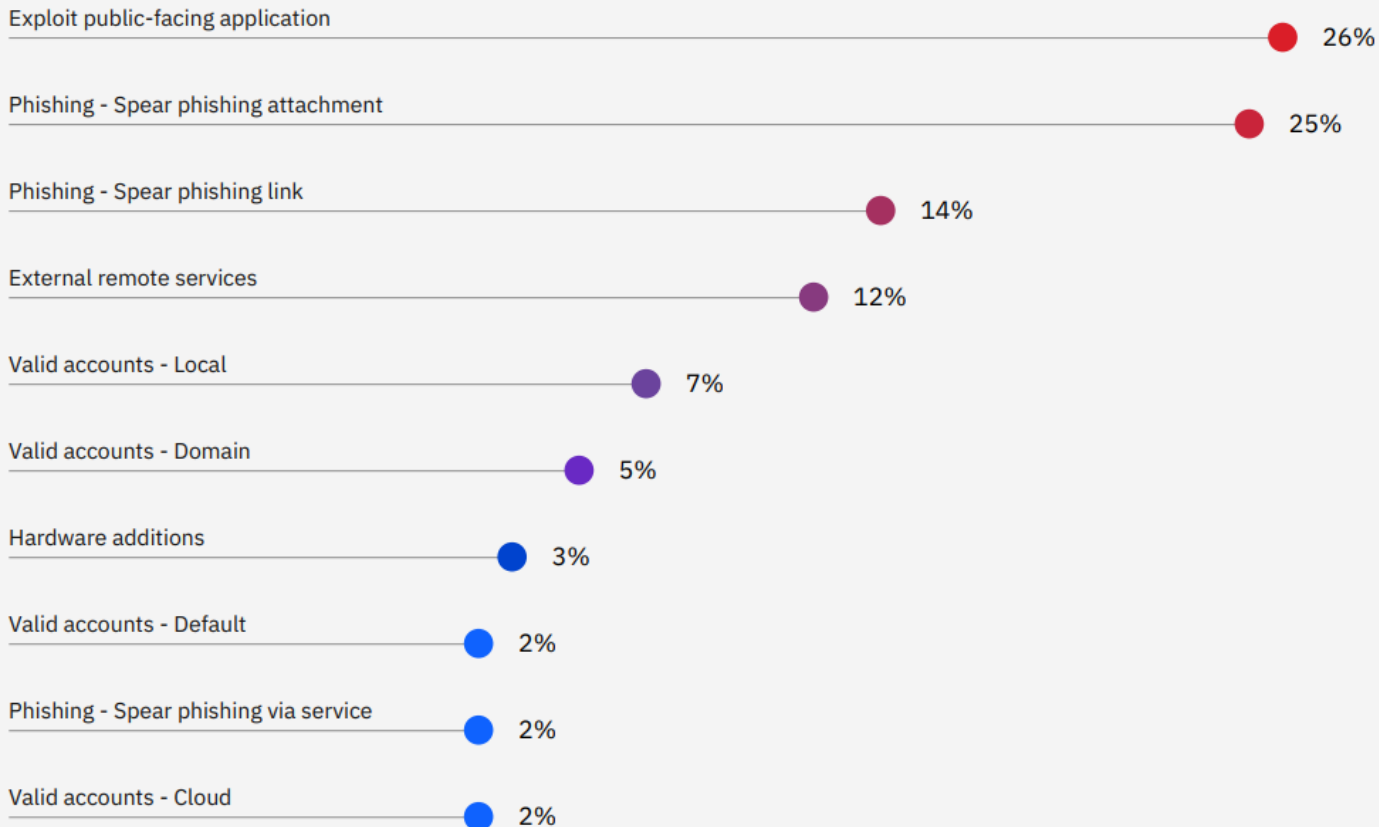


Figure 1: Top initial access vectors X-Force observed in 2022. Source: X-Force

Top actions on objectives 2022

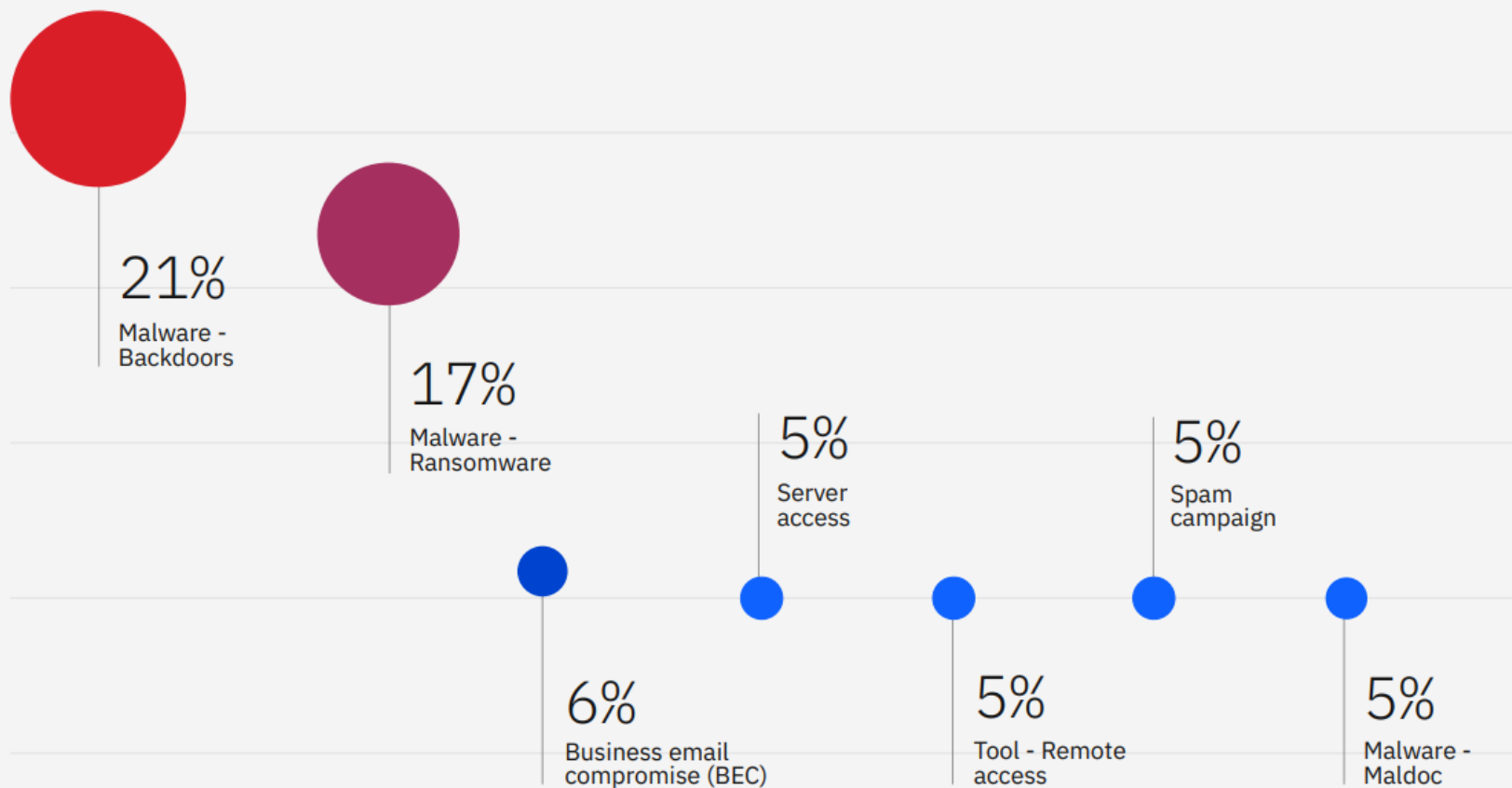


Figure 7: Top actions on objectives observed by X-Force in 2022. Source: X-Force

Top impacts 2022

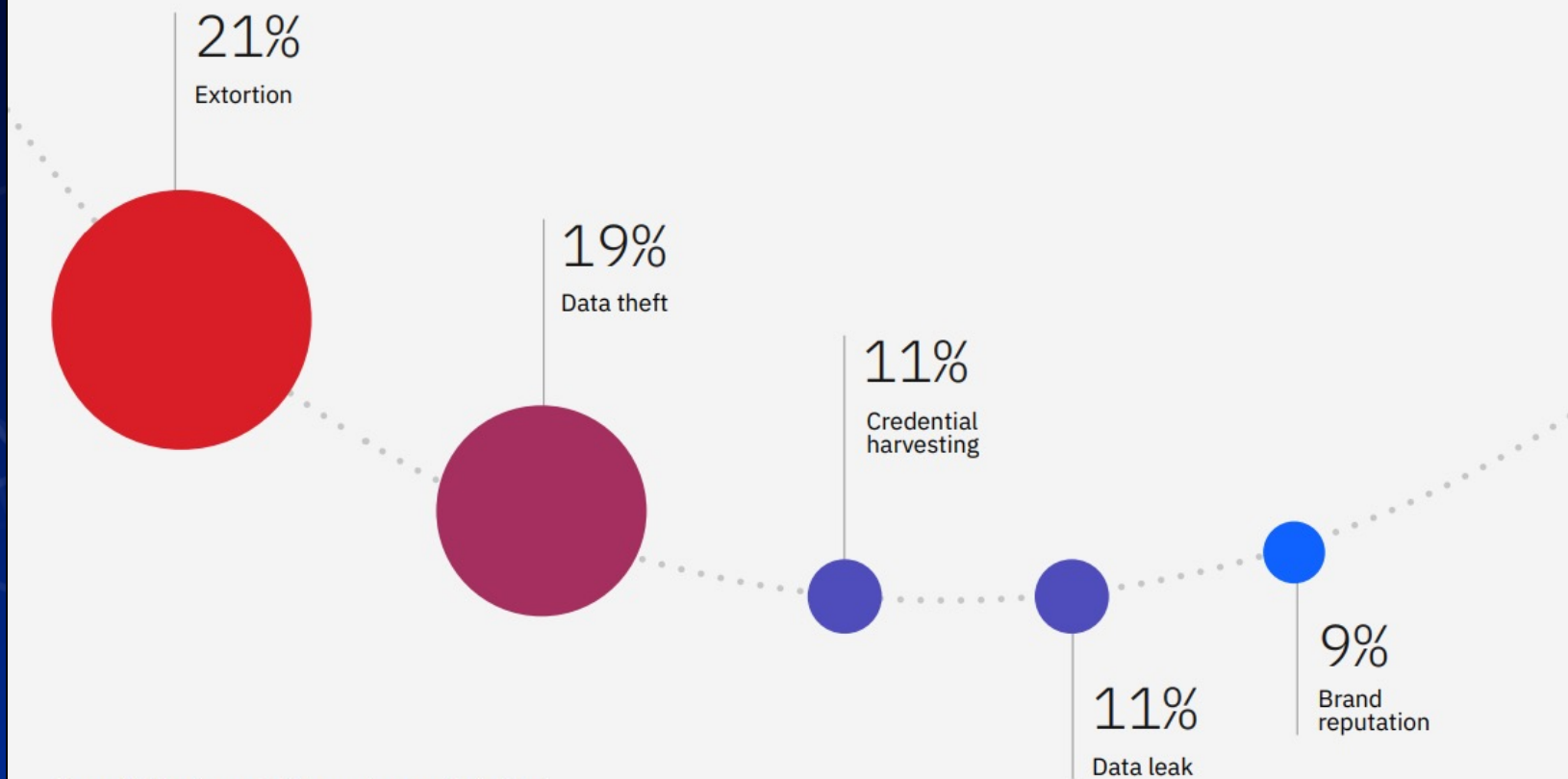


Figure 10: Top impacts X-Force observed in incident response engagements in 2022. Source: X-Force

Data sources: Vulnerabilities

■ Vulnerability repositories

■ Source: [MITRE CVE](#)

■ Scans

■ Sources: [Open-VAS](#), [OWASP-ZAP](#), [Rapid7 Nexpose](#)

■ Audits

■ Identifies People, Process and Technology (PPT) vulnerabilities.

■ Methodology organized by frameworks. E.g., [NIST](#), [ISO](#)



Information and Data sources:

Consequences

- Informed by **asset value** and **scope**
 - Where are consequence considerations for a ...
 - Software engineer?
 - A small business IT manager?
 - A Fortune 500 corporation CISO?
 - A U.S. critical infrastructure security analyst?
- Sources (variable per organization):
 - Supply chain and dependency analyses
 - Historic data
 - Subject matter expertise



Break slide

Please return on time!

Agenda - Week 11

1. Risk and Analysis Fundamentals
2. Risk Analysis
- 3. Risk Management**
4. Production

Risk Management

Quantitative assessment and empowering decision-making

Quantitative assessment in business

■ Recall quantitative-formal notation: $R_A = f(\mathcal{P}(A), C_A)$

■ By the probability definition, $0 \leq \mathcal{P}(A) \leq 1$

■ If 1, (Event) A is imminent

■ If 0, A is impossible

■ Let C_A indicate a predicted loss of \$50.

■ If A is imminent, then you lose \$50

■ If A is impossible, then you lose \$0

■ What if A has a 0.5 probability?

Cost/probability bases

■ Probability doesn't change outcomes

■ Either A happens or it doesn't. A doesn't half-happen.

□ I.e., lose \$50, or \$0, but losing only \$25 to A is impossible

□ Now, adjust the **scope**.

■ Allow enough time to manifest 1000 event A potentials:

■ "More than likely," the organization is looking at ~\$25,000 of loss.

■ So, $R_{A1000} = (0.5, \$50000) = \25000 .

■ Represents '\$25000 risked' or 'an exposure factor of 25000.'

Cost/probability bases

■ A **quantified** risk output can (also) be comparative:

■ $R_A=25$, and $R_B=30$ -**and**-

■ A and B are **exclusive**.

■ Let it be A then!

■ A **quantified** risk output can yield on-its-face fiscal advice

■ $R_{A100}=\$2500$ and the **mitigation** to avoid it is \$1000.

□ Do it!

Cost/probability bases

■ The summary of the previous discussion:

■ If risk analysis **reliably** occurs over a **long enough** period of time:

□ $R_A = f(\mathcal{P}(A), C_A)$ such that $f(x, y) = x * y$

□ English version: Just multiply 'em!

■ Nice.

■ However, it's not always so straightforward.

Special case: Lottery problem

- Coarse methodology gets fuzzy around the edges.
- Consider a lottery ticket risk assessment:
 - You pay \$1 to win \$600M
 - Your ticket has $1/300M$ probability of winning.
 - 'Reverse-risk' is **expected value**.
 - Expected value on a \$1 ticket is \$2!
 - ...but, the cashier doesn't just hand you a 2nd dollar.



Special case: Lottery problem

- You *probably* need to buy 300M tickets to win once.
 - Called “realizing your equity”
- You won't, and if you don't win, you only donate.
 - This is where the lottery prize pool comes from.
- Both tickets per customer -*and*- winning events aren't exclusive.
- Good *expected value*, bad deal.
 - Don't do it!



The lottery problem analogized

- You can shield your money-making server for \$150k
- Your nuclear attack risk assessment yields

$$R_{\text{NUKE}} = (0.00001, \$25\text{B}) = \$250\text{k}$$

- What is your decision?



In Class Activity

Qualitative Risk Assessment Part 2

Risk assessment at business scale

- Several quantitative models exist that modify **scope**.
 - May scale across longer periods of time
 - May constrict or expand across systems
- New model: **Annualized Loss Expectancy (ALE)**¹
 - Which part of the acronym signals a scope change from prior?

[1] Note that this is one of *several* formula models. Find more re: [incident response](#), and others from information assurance or game theory classes, textbooks, etc.

Traditional ALE decomposition

■ ALE:

■ Single Loss Expectancy (SLE)*Annualized Rate of Occurrence (ARO)

■ ARO:

■ Expected count of exploited vulnerabilities per year $[0, \infty)$

■ SLE:

■ Exposure Factor (EF)*Asset Value $[\$0, \$\infty)$

■ EF:

■ *How much* of the asset is lost on exploit? $[0, 1]$

■ So, $ALE = EF * Asset Value * ARO$

■ = How much we stand to lose in a year.

■ Is ALE Qualitative or Quantitative?

Qualitative vs Quantitative

Characteristics	Qualitative	Quantitative
Employs complex functions	Less	More
Uses cost benefit analysis	No	Yes
Requires robust data	No	Yes
Requires guesswork	More	Less
Uses opinions	More	Less
Is objective	Less	More
Requires significant time	Less	More
Offers useful results	Hopefully	Hopefully

Executive risk considerations

- Recall that mitigations reduce risk.
 - Also known as countermeasures or controls
 - Mitigate what in particular?
- Residual risk:
 - Risk left over in light of existing or anticipated controls
- Assuming residuals exist (usually do) what next?



Executive risk considerations

■ Appetite

- I.e., Tolerance

- Considers trade-offs

 - Labor

 - System performance

 - Uptime

■ Offloading

- Insurance

- System distribution/migration



Agenda - Week 11

1. Risk and Analysis Fundamentals
2. Risk Analysis
3. Risk Management
- 4. Production**



Production

Rhetoric and dissemination

What is rhetoric, and why does it matter?

■ **Rhetoric** – operating SysSec definition:

- *Artful, persuasive communication*
- Edifies “the **customer** is always right” principle

■ Rhetoric decomposed, translated (Greek, Aristotelian):

- **Pathos**: Well-written
- **Ethos**: Authoritative
- **Logos**: Reasonable



Applied 'pathology'

- Always tailor products to respond to a distinct audience.
 - Ideally, a product audience is a customer that asked an initial analytic question.
- High-value 'pathological' rule #1:
 - Anticipate the worst; write to an audience that is:
 - Lazy *-and-*
 - Mean *-and-*
 - Stupid
 - [Dr. Dennis Whitcomb](#), Dept. of Philosophy, Western Washington Univ.

Applied 'pathology'

- Distinct SysSec content audiences:
 - Intending to **replicate** a process
 - Care about an analysis **endstate**
 - Need to evaluate analysis **details**
- What products or product sections correspond to each above?

Applied 'pathology'

- Instructional reports show and explain steps
 - Methodical and chronologically ordered
 - Explain *what* to do and *how* to do it.
 - Avoid paragraphs about *why*.
- Informational reports communicate findings or assessments
 - Lead with the conclusion and prioritize impact
 - Provide *what* you found or assess and *why* it matters.
 - Avoid telling a story about *what* you did or *how* you did it.

Enough style guides already!

- Product formality is often managed by **style guides**.
 - Expect many changes across organizations.
- Consistency helps customers **anticipate** information.
 - Readers have finite mental bandwidth.
 - Good form helps **content** stand out.
 - Imagine writing an engaging fictional story...
 - ...to register for classes every semester



Applied 'ethics' and logic

■ Professional audiences:

■ ...often lend **credibility**

- Writers are adequately **credentialed**
- Content is **rational** and **consistent**

■ ...may deduct 100% of that credibility instantly or arbitrarily

- Spelling, grammar, **style**, tone
- Controversial or overconfident analyses
- Poor argumentation or self-contradictory content

Dissemination

Coordinate

- Ask for feedback; **adjudicate**; press on
- **Adjudication**: 'apply it or not'

Collaborate

- Ask for feedback; **revise**; agree

Best Practices

- **Communicate** deadlines to partners
- Ask partners for feedback time requirements
- Provide advance notice for missed deadlines
- Don't miss deadlines

A photograph of a group of turkeys in a field, with a white dog lying in the foreground. The image is overlaid with a blue-to-green gradient. The text "Parting questions" is centered in white, and "Now is the time!" is centered below it in green.

Parting questions

Now is the time!

Wrap-up

- Introduced **analysis** fundamentals
- Reviewed different models of risk **decomposition**
- Reviewed **qualitative** and **quantitative** analysis models
- Described how risk analysis informs **decision making**
- Outlined good practices for developing analysis **products**

Homework prep

Pending remaining class time



Class dismissed

See you next week!

Special Thanks to Phil Fox!

MM: [@xphilfox](#) | [github.com/pcfox-buf](#) | [pcfox@buffalo.edu](#) | [philip.fox@cisa.dhs.gov](#)